

GPHV series



Specification

Model	GPHV6	GPHV8	GPHV10	GPHV12
Operating pressure range	0~10kgf/cm ² (0~1.0MPa)			
Negative pressure	-750mmHg(10Torr)			
Proof pressure	1.5MPa			
Ambient and fluid temperature (°C)	-20~70			
Applicable tubing	Soft nylon or polyurethane			
Color	Gray/black			

Symbol



Product feature

1. GPHV series product doesn't contain brass, so can be used for forbidding brass condition.
2. When the three-way valve is closed, the outlet pressure is released, which facilitates in commissioning and maintenance.
3. The finger valve has excellent flow characteristic and high sensitive anti-direction characteristic.

Ordering code

GPHV 6 A □

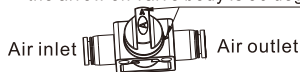


① Fitting type	② Port size	③ Valve specification	④ Standard color
GPHV: Finger valve	6: Φ6mm 8: Φ8mm 10: Φ10mm 12: Φ12mm	A: Three-way Knob identifier "A"	B: Two-way Knob identifier "B"
		Blank: Gray(Release button: Gray Body: Gray) D: Black(Release button: Black Body: Black)	

Diagram of finger valve in the open and closed states


Closed state

Valve is closed, when the angle between the arrow on knob and the arrow on valve body is 90 degree

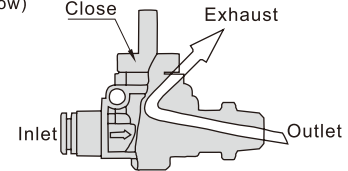


Opened state

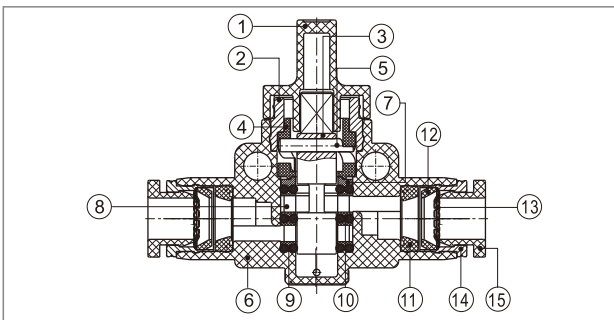
Valve is open, when the direction of the arrow on commutation knob is consistent with that on valve body.



When the three-way valve is closed, the outlet pressure is released, which facilitates in commissioning and maintenance. (as figure below)

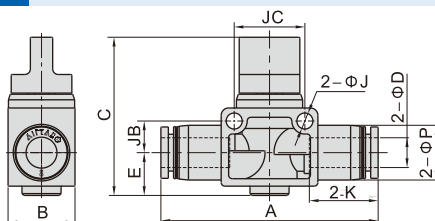


Inner structure



NO.	Name	Material	NO.	Name	Material
1	Knob	POM	9	Special shape O-ring	NBR
2	Fixing ring	Aluminum alloy	10	Spacer ring	Aluminum alloy
3	Spool	Aluminum alloy	11	Special shape O-ring	NBR
4	Cam groove block	POM	12	Locating seat	POM
5	Pin	Stainless steel	13	Spring gasket	Stainless steel
6	Plastic body	PBT	14	Locating ring	Aluminum alloy
7	Locating block	Aluminum alloy	15	Plastic interface	POM
8	Spacer	POM			

Dimensions



Model\Item	ΦD	A	B	C	ΦP	K	E	ΦJ	JB	JC	Weight(g)	PCS/bag
GPHV6□	6	51.5	17	40.5	12.5	16.5	10	4.3	8	18	14.3	2
GPHV8□	8	58.5	18	42.5	15	18.5	11.5	4.3	8.5	19	17.5	2
GPHV10□	10	66	21	42	18	21	11	4.3	11	24	25.1	2
GPHV12□	12	71	22	46	21	23	13	4.3	11	24	31.4	2

Note: "□" indicates "A" or "B", "A" indicates three-way, and "B" indicates two-way.

The two kinds of valve have same dimensions.